

LED LIGHTING

G2X LED Series - Zones 2 & 22



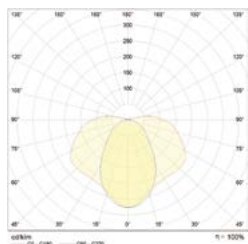
Luminaires G2X LED are suited for hazardous areas of industrial plants and space included in Zone 2 and 22.

The advantages of this luminaires series:

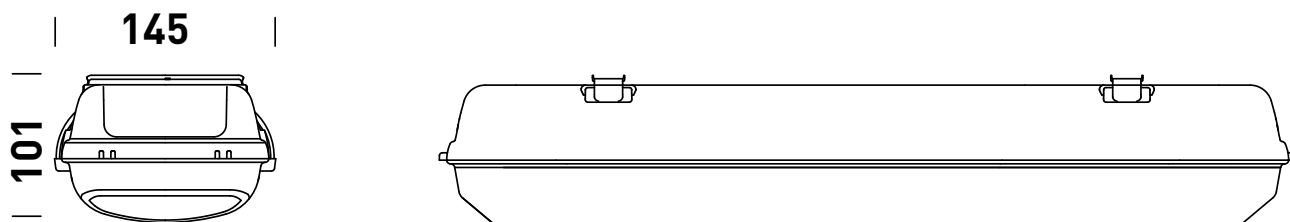
- Simple, easy and quick installation
- High resistance to corrosive industrial environment
- High luminous efficiency
- Quality ignition systems
- UV resistant.
- Easy maintenance
- A high-quality LED source with high colour rendering

TECHNICAL FEATURES

Material	GRP + 2 gear tray holders in white lacquered steel plate Transparent diffuser in PC with UV protection
IP rating	IP66
Ambient temperature range	From -20°C TO +40°C
Approvals	ATEX: TNI 20ATEX0014 X - IECEx: OBAC18.0004X
Marking	II 3 G Ex nA IIC T6 Gc II 3 D Ex tc IIIC T85°C Dc IP66
Standards	EN 60079-0, EN 60079-15, EN 60079-31
Zones	Zone 2 , 22
Gaskets	Gasket in polyurethane (to obtain IP66 rating)
Entries	N° 1 passing entry M20
Included accessories	Fixing springs and closing clips in stainless steel
Lamps	LED lamps
Rated operation voltage (UE)	230 V AC/DC (normal service); 230 V AC (emergency service); 110 V according to execution
Frequency	50-60Hz in AC
Accessories upon request	Polyamide ATEX cable gland M20x1,5
Maximum number of terminals	3x2,5mm ²
Colour	GRP housing in graphite (RAL 7035)
Options	Emergency kit 3h, Black GRP housing RAL9011, Yellow GRP housing RAL1003
Photometric curve	



Dimensions G2X LED



G2X LED - Lighting fixture for normal service

TYPE - NORMAL SERVICE	CODE	POWER [W]	DIMENSION [mm]	WEIGHT [Kg]	POWER SUPPLY
G2X LED 600 PC INOX	A021462200001	22W	665 X 145 X 101	2	230 V AC/DC
G2X LED 1200 PC INOX	A021464000001	40W	1282 X 145 X 101	3,25	230 V AC/DC
G2X LED 1500 PC INOX	A021464500001	45W	1578 X 145 X 101	3,6	230 V AC/DC

G2X LED - Lighting fixture for emergency service







TYPE - PERMANENT SERVICE	CODE	POWER [W]	EMERGENCY DURATION	DIMENSION [mm]	WEIGHT [Kg]	POWER SUPPLY
G2X LED EB 1200 PC INOX	A021564000001	40W	180'	1282 X 145 X 101	3,45	230 V AC
G2X LED EB 1500 PC INOX	A021564500001	45W	180'	1578 X 145 X 101	3,8	230 V AC

Note: G2X LED Series (normal service, emergency service) is available also for weatherproof application. Contact our sales dept. for more information.

LAMPS/SPARE PARTS

Lighting section

SPARES & ACCESSORIES

PRODUCT NAME	SHAPE	POWER [W]	CAP	VOLTAGE	FLUX [lm]	CODE	WHERE IT IS USED
FLUORESCENT COMPACT		45	E27	230 VAC	3000	A500144500001	EVDE-3/FC 45/EVCC-3/FC 45/EVA-3/FC 45
		60	E27	230 VAC	4300	A500146000002	EVDE-4/FC-60/EVCC-4/FC 60/EVA-4/FC 60
		75	E27	230 VAC	5550	A500147500002	EVDE-5/FC-75/EVCC-5/FC 75/EVA-5/FC 75
HIGH PRESSURE SODIUM BULB + IGNITER		70	E27	220/240 VAC	5900	A500117000009	EVDE-2/NA-B 70/EVCC-2/NA-B 70/EVA-2/NA-B 70
HIGH PRESSURE SODIUM BULB		50	E27	220/240 VAC	3900	A500115000002	EVDE-2/NA-B 50/EVCC-2/NA-B 50/EVCC-3/NA-B 50/EVA-2/NA-B 50/EVA-3/NA-B 50
		70	E27	220/240 VAC	5900	A500117000008	EVDE-3/NA-B 70/EVCC-3/NA-B 70/EVA-3/NA-B 70
		100	E40	220/240 VAC	10000	A50011A000003	EVDE-4/NA-B 100/EVCC-4/NA-B 100/EVA-4/NA-B 100
		150	E40	220/240 VAC	16100	A50011A500005	EVDE-4/NA-B 150/EVCC-4/NA-B 150/EVA-4/NA-B 150
		250	E40	220/240 VAC	30900	A50011B500006	EVDE-4/NA-B 250/EVDE-5/NA-B 250
		400	E40	220/240 VAC	55400	A50011D000007	EVDE-5/NA-B 400
METAL HALIDE BULB		70	E27	220/240 VAC	7230	A500127000002	EVDE-3/IM-B 70/EVCC-3/IM-B 70/EVA-3/IM-B 70
		100	E40	220/240 VAC	9400	A50012A000001	EVDE-4/IM-B 100/EVCC-4/IM-B 100/EVA-4/IM-B 100
		150	E40	220/240 VAC	15100	A500500005000	EVDE-4/IM-B 150/EVCC-4/IM-B 150/EVA-4/IM-B 150
		250	E40	220/240 VAC	18000	A50012B500004	EVDE-4/IM-B 250/EVDE-5/IM-B 250
		400	E40	220/240 VAC	32500	A50012D000004	EVDE-5/IM-B 400
LED		7	E27	230 VAC	430	A500150000001	EVCC-PR3/LED 7
HIGH PRESSURE SODIUM TUBE		150	E40	230 VAC	18000	A50011A500005	FL-15SA
		250	E40	230 VAC	33000	A50011B500006	FL-25SA
		400	E40	230 VAC	55800	A50011D000007	FL-40SA